





















ATX Power Supply Pinout

+3.3v	1			11	+3.3v
+3.3v	2			12	-12v
GND	3			13	GND
+5v	4			14	PS_ON
GND	5			15	GND
+5v	6			16	GND
GND	7			17	GND
PWR_OK	8			18	-5v
+5v (constant)	9			19	+5v
+12v	10			20	+5v